

Safety Sheet on How to Handle Hub Blade

操作集線器刀片安全說明書



- This safety sheet compiles safety precautions on handling, using, and disposing hub blade. Always keep this sheet at working place for ready reference.
本說明書編寫操作、使用和處理集線器刀片的安全預防措施。
請將本說明書放置於工作場所，以便隨時參閱。
- When Disco's hub blade is going to be used on machine of other manufacturer, prepare and affix safety labels that have contents equal to those included in this sheet, if necessary.
當 Disco 的集線器刀片將使用於其他製造工廠的機器時，如有必要，請準備並貼上寫有相當於本說明書內容的標籤。
- Detailed Material Safety Data Sheet (MSDS) of hub blade is available on Disco's website written below. Please access and print out as necessary.
詳細的集線器刀片物質安全資料表 (MSDS) 可在 Disco 的網站取得 (如下方所示)，如有需要，請進入網站將物質安全資料表列印出來。
- This safety sheet is also available in other languages (Chinese, Hangul, Thai, German, French, Italian, Spanish, Portuguese, Hungarian and Arabic). Please access to Disco's website written below and print out as necessary.
本安全說明書也有其他各國語言版本 (中文、韓文、泰文、德文、法文、義大利文、西班牙文、葡萄牙文、匈牙利文和阿拉伯文)。如有需要，請進入網站 (如下方所示) 並將您所需語言版本的安全說明書列印出來。

www.disco.co.jp



Taking out hub blade from package
從包裝袋中取出集線器刀片

⚠ CAUTION 注意




SHARP BLADE EDGE & GRIP AREA

- Do not touch blade with bare hand.

銳利的刀鋒與握把區域

- 請勿徒手碰觸刀片。



- Use hub removal jig or fingerstalls.

- 使用集線器的移動鈎鉤或指套



Loading / removing hub blade
裝入 / 取出集線器刀片

⚠ CAUTION 注意




SHARP BLADE EDGE & GRIP AREA

- Do not touch blade with bare hand.

銳利的刀鋒與握把區域

- 請勿徒手碰觸刀片。



- Follow instruction manual of machine when working.
- Use hub removal jig or fingerstalls.
- 工作時，請依照機械手冊指示。
- 使用集線器的移動鈎鉤或指套。



During operation
作業過程之中

! CAUTION 注意



ROTATING BLADE

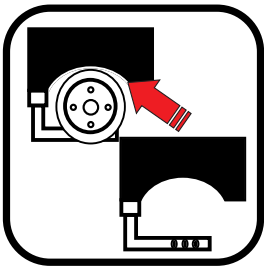
- Do not access to blade edge and grip area.
- Keep protection cover closed.

旋轉的刀片

- 請勿接近刀鋒和握把的地方。
- 請保持保護蓋關閉狀態。

Wear protective gloves and eye protector to prevent exposure to cutting dust or mist. If dust or mist has entered your eyes, or is inhaled or adhered to your skin, immediately receive medical treatment as necessary.

請戴保護手套和眼睛防護裝置，以避免曝露在切割的灰塵與煙霧之中。如果灰塵與煙霧侵入您的眼睛、或被吸入、或附著於皮膚時，如有必要，請儘速送醫接受治療。



Attaching / removing
nozzle
裝上 / 取出噴嘴

! CAUTION 注意



SHARP BLADE EDGE & GRIP AREA OF HUB BLADE

- Follow instruction manual of machine when working.
- Do not touch blade edge or grip area of hub blade.

**銳利的刀鋒與
集線器刀片握把區域**

- 工作時，請依照機械手冊指示。
- 請勿碰觸刀鋒或握把的地方。



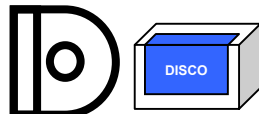
Disposing hub blade and
its packaging materials
處置集線器刀片和它的包裝
材料

Blade
刀片



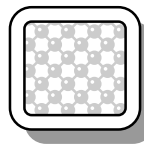
Main component:
Aluminum
主要成份：鋁

PP package
& PP label
PP 包裝袋和 PP 標籤



Made of polypropylene
plastic (PP)
以聚丙烯塑膠 (PP) 製成

Silica gel
矽膠



Main component:
Silicon oxide
主要成份：氧化矽

Observe national laws, acts, and / or local by-laws and regulations when disposing used hub blade or packaging materials.

如要處置使用過後的集線器刀片或包裝材料，請遵照國家法律、法令以及所在地的法規。